



easytow
BOAT TRAILERS

Custom built to suit your boat Since 1965



fish & sports trailers



Since 1965

Easytow Boat Trailers

have been manufacturing high quality, custom built **Boat trailers** to suit the needs of **Australians** - now that's a trailer you can trust!

When our first trailer was built, Australia was still trading in pounds and shillings; there was no postcode system; and man had not walked on the moon. Why would you risk your pride and joy with anything else?

Next time you look at a new boat, check to make sure there's an **Easytow** under it.

High quality marine winches matched to the size of your trailer.

Double braced frame standard on SF70-3500T & above.

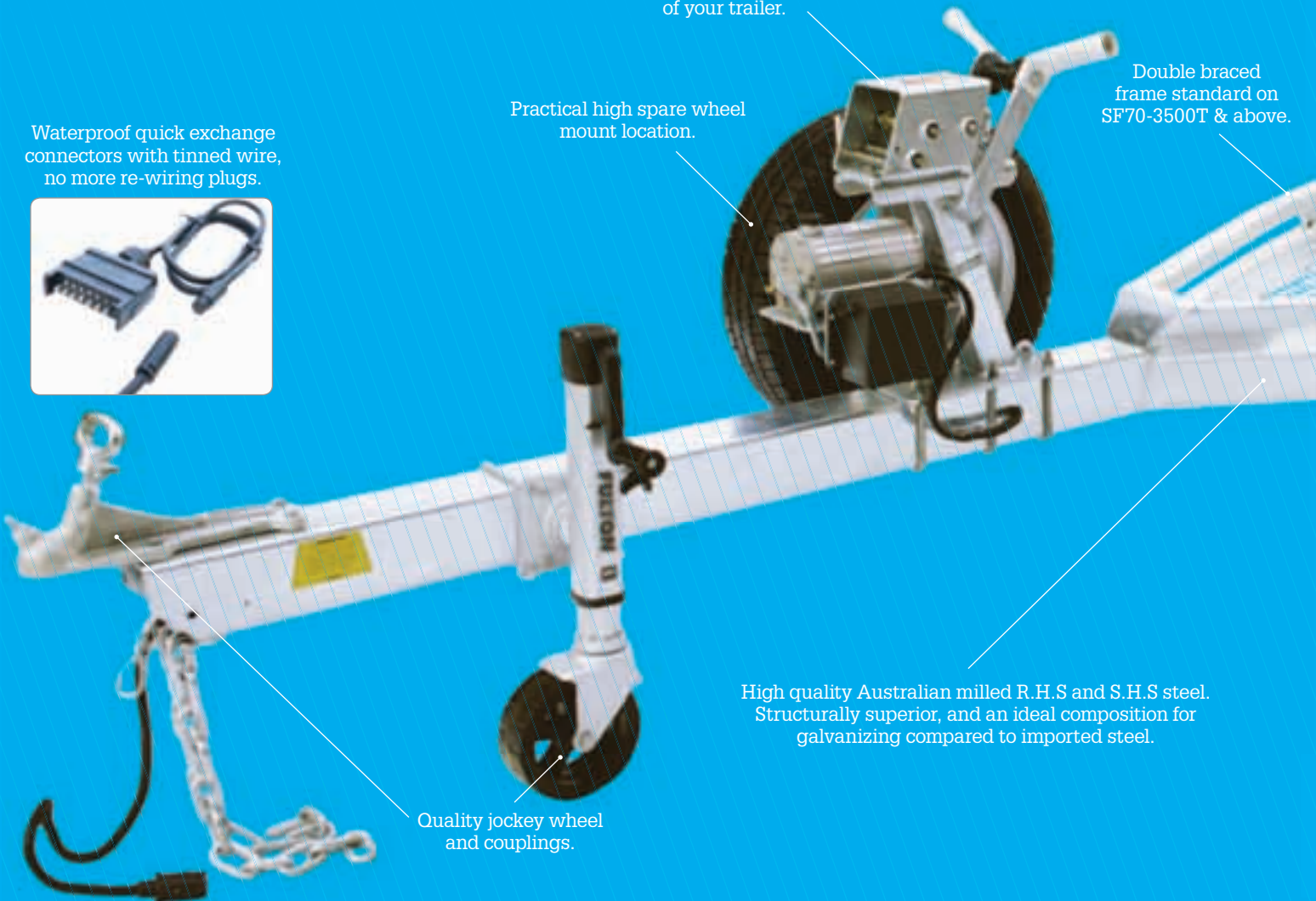
Practical high spare wheel mount location.

Waterproof quick exchange connectors with tinned wire, no more re-wiring plugs.



High quality Australian milled R.H.S and S.H.S steel. Structurally superior, and an ideal composition for galvanizing compared to imported steel.

Quality jockey wheel and couplings.



Using only high quality components and refusing to cut corners, each Easytow Boat trailer, is custom built to suit a particular hull. The trailers themselves are CAD designed using a series of very specific and precise hull measurements.

One of our main objectives is to get the boat to sit as low as practically possible. Not only does this make the whole boat and trailer package look great, more importantly it creates a lower centre of gravity which improves towing, launching and retrieving.

With an extensive range from deluxe 'tinnie' trailers right up to 8.0M Plus 4500kgs rated trailers; you'll be sure to find the trailer that is right for you.



Galvanised or moulded guards depending on the model.

High quality UV stabilised rollers. The softer polyurethane keel rollers also have galvanised shafts fitted to make launching and retrieving easier.

Wide Entry Target Point with minimal areas of exposed steel.

Galvanised disks are specially prepared prior to assembly to minimise uneven pad wear.

Australian made UV stabilised polyethylene.

Forgiving number plate mounts.

Clear lens L.E.D. lights with practical steps.

Custom axles with caliper mounts welded on prior to galvanizing.

Unique, attractive 'Easytow' side bend.

2 part marine seals, N.S.K. bearings, Valvoline Optimum Grease & The Dura Hub System. (Durahub is an option on non-braked trailers.)

High quality tyres minimising vibration through the trailer. Alloy 15" rim shown.



TRAILERS TO SUIT 4.5 - 5.0m HULLS

All trailers are custom built, photos are examples only. Options Fitted: Alloy wheels & spare wheel.

MODEL	TARE	GTM	BRAKES	WHEEL
SF4.6-750S / SF4.9-750S	290 / 300	740	NO	13" G
SF4.6-1400S / SF4.9-1400S	300 / 310	1400	MECH	13" G
SF4.6-1600T / SF4.9-1600T	360 / 370	1600	MECH	13" G



standard equipment

- Galvanised Axle, Slipper Springs & Hubs
- Clear Lens LED Lights
- 6" Swing Up Jockey Wheel
- Slimline NSK Bearings
- Mechanical Disc Brakes Over 740kgs GTM
- Winch and Cover
- Moulded White Guards
- Dura Hub Bearing Protectors

TRAILERS TO SUIT 5.1 - 5.6m HULLS

All trailers are custom built, photos are examples only. Options Fitted: Alloy wheels.

MODEL	TARE	GTM	BRAKES	WHEEL
SF5.2-1400S / SF5.6-1400S	360 / 380	1400	MECH	13" G
SF5.2-1500S / SF5.6-1500S	360 / 380	1500	MECH	14" A
SF5.2-1600T / SF5.6-1600T	420 / 440	1600	MECH	13" G
SF5.2-1800T / SF5.6-1800T	420 / 440	1800	MECH	13" G
SF5.6-2000T	440	1990	MECH	13" G



standard equipment

- Galvanised Axle, Slipper Springs & Hubs
- Clear Lens LED Lights
- 6" Swing Up Jockey Wheel
- Slimline NSK Bearings
- Mechanical Disc Brakes
- Winch and Cover
- Moulded White Guards
- Dura Hub Bearing Protectors

TRAILERS TO SUIT 5.7 - 6.4m HULLS

All trailers are custom built, photos are examples only. Options Fitted: Alloy wheels, spare wheel & mesh walkway.

MODEL	TARE	GTM	BRAKES	WHEEL
SF6.0-2000T	480	1990	MECH	13" G
SF6.0-2300T	520	2300	B/AWAY	13" G



standard equipment

- Galvanised Axles, Slipper Springs & Hubs
- Clear Lens LED Lights
- 6" Swing Up Jockey Wheel
- Slimline NSK Bearings
- Mechanical or Breakaway Brakes Depending on Model
- Stainless Calipers on Breakaway Model
- Winch and Cover
- Moulded White Guards
- Dura Hub Bearing Protectors

TRAILERS TO SUIT 6.5 - 6.9m HULLS

All trailers are custom built, photos are examples only. Options Fitted: Alloy wheels, spare wheel, mesh A frame & walkway.

MODEL	TARE	GTM	BRAKES	WHEEL	SPRINGS
SF6.5-2000T	630	1990	MECH	13" G	SLIPPER
SF6.5-2400T	670	2400	B/AWAY	13" G	SLIPPER
SF6.5-2700T	680	2700	B/AWAY	13" G	R/R
SF6.5-3000T	700	3000	B/AWAY	14" A	R/R
SF6.5-3300T	870	3300	B/AWAY	15" A	R/R

standard equipment

- Galvanised Axles, Springs & Hubs
- Clear Lens LED Lights
- 8" Swing Up Jockey Wheel
- Slimline NSK Bearings*
- Mechanical or Breakaway Brakes
- Winch and Cover
- *SF6.5-3300T Runs Landcruiser Running Gear & Heavy Duty Winch & Jockey Wheel
- Slipper or Roller Rocker Springs
- Stainless Calipers on Breakaway Models
- Moulded White Guards on 13" Tandem
- Galvanised Steel Guards on 14" Tandem
- Dura Hub Bearing Protectors

TRAILERS TO SUIT 7.0 - 7.5m HULLS

All trailers are custom built, photos are examples only. Options Fitted: Spare wheel, mesh A frame & walkway.

MODEL	TARE	GTM	BRAKES	WHEEL	SPRINGS
SF7.0-3500T	900	3450	B/AWAY	15" A	R/R
SF7.0-3500TR	1020	3450	B/AWAY	14" A	R/R

standard equipment

- Landcruiser Stud Pattern & Heavy Duty Bearings*
- Galvanised Axles, ROLLER ROCKER Springs & Hubs
- Clear Lens LED Lights
- Breakaway Disc Brakes
- *SF7.0-3500TR runs a 14" Triaxle Slimline Wheel Base
- Deluxe Jockey Wheel
- Stainless Calipers With Phenolic Pistons
- Alloy Wheels
- Alko 15-1 Winch
- Galvanised Guards
- Dura Hub Bearing Protectors

TRAILERS TO SUIT 7.6 - 8.0m HULLS

All trailers are custom built, photos are examples only. Options Fitted: Spare wheel, mesh A frame & walkway.

MODEL	TARE	GTM	BRAKES	WHEEL	SPRINGS
SF8.0-4400T	960	4300	B/AWAY	15" A	R/R
SF8.0-4500TR	1140	4500	B/AWAY	15" A	R/R

standard equipment

- Landcruiser Stud Pattern & Heavy Duty Bearings
- Galvanised Axles, ROLLER ROCKER Springs & Hubs
- Clear Lens LED Lights
- Breakaway Disc Brakes
- 70mm Coupling
- Deluxe Jockey Wheel
- Stainless Calipers With Phenolic Pistons
- Alloy Wheels
- Alko 15-1 Winch
- Galvanised Guards
- Dura Hub Bearing Protectors

Our most popular options

Alloy Wheel Upgrade



Mounted Spare Wheel



F2 Jockey Wheel Upgrade



Factory Fitted Ratchet Tiedowns



Mesh A Frame



Mesh Walkway



Mesh A frame and Walkway



Hydraulic Brakes (stainless calipers)



Pivot Drawbar



Load Share Roller Rocker Suspension



Alko Winch Upgrade



8" Jockey Wheel Upgrade




14" Tandem in Lieu of 13" Tandem



Swing Extension Drawbar



Swing Down Easy Wheel Mount




Dura Hub Upgrade

Option on trailers under 4.5M



Tri Axles Option



Deluxe 'Tinnie' Trailers




custom design options

Even the trailer layout can be customised to suit your needs. Once the trailer size and weight rating has been determined, there are four different Trailer Series to select from: Full Polyethylene ('PE' Series), Keel Rollers with Side Skids ('S' Series), Keel Rollers with Side Rollers ('R' Series) or the popular Roller Reception Rear End ('RR' Series).

The composition of your hull will have a large bearing on the correct selection and on new packages, our dealers would have already selected the correct series for their respective boat range.

We also manufacture other large speciality trailers.



Full Polyethylene ('PE'). Popular in commercial applications and where weight is crucial.



Keel Rollers with Side Skids



Keel Rollers with Side Rollers. Ideally suited for large glass or plate alloy boats.



Keel Rollers with the "Roller Reception Rear End". Especially designed for fibreglass boats.

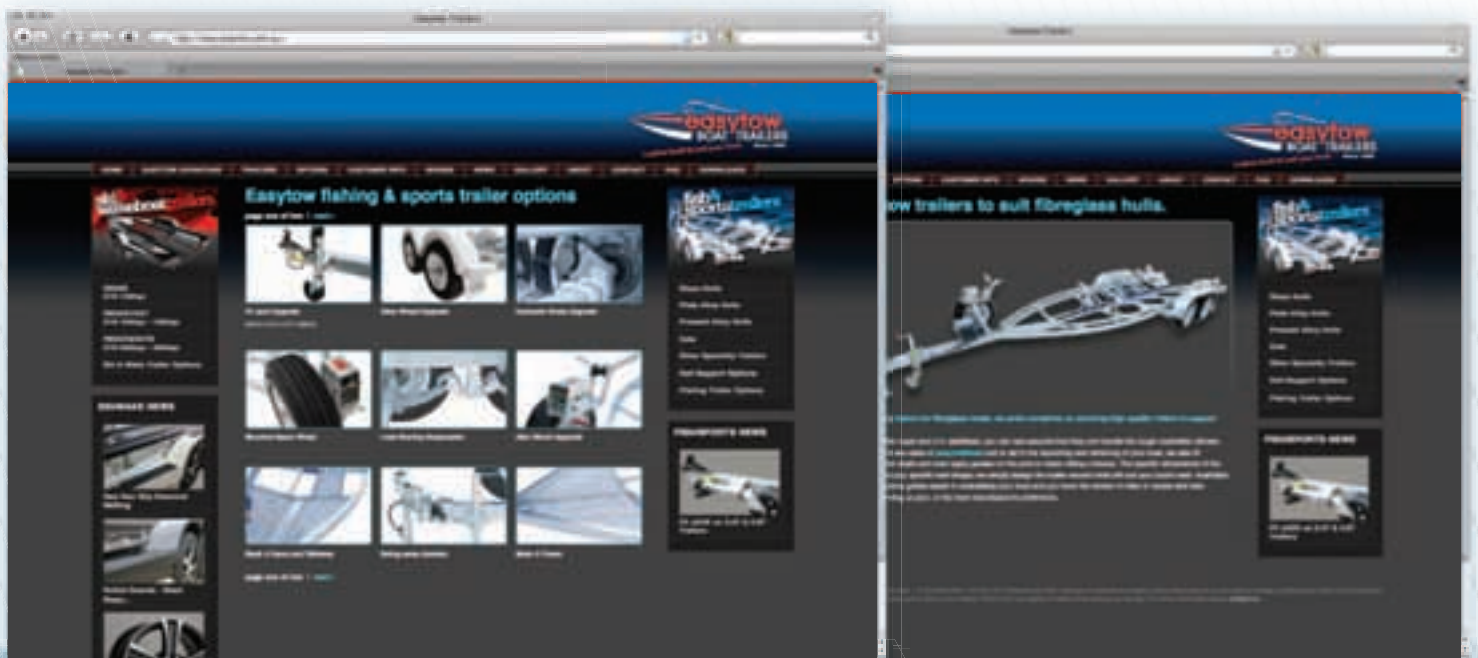


Slip Trailers 6.9M – 10.5M. Tandem and tri axles.



Specialty 'Cat' style trailers.

Check out www.easytow.com.au for more options and other handy items. Here you will find downloadable Owner's Manuals, Frequently Asked Questions, Dexter Information, Axle Order Forms, Hull Specification Sheets and so much more.



checklist:

Boat trailers often get little consideration, but they are very very important. Remember your boat will generally spend more time on the trailer than on the water.

Launching and retrieving can be an area of much stress created by a poorly fitted or designed trailer – unnecessary stress that can be reduced with the right trailer.

Next time you are looking at a new trailer or boat package – ask plenty of questions or check for yourself.

Is it a **quality well known** name with a sound reputation?

Does the **weight rating** suit your needs?

Does it run **quality** bearings?

Does it come with a comprehensive **warranty** and **owner's manual**?

Is it designed and manufactured for **Australian roads** and does it meet **Australian standards**?

Is there a **wide entry target** for driving your boat on?

Are their **wide guides** that will assist in directing your boat?

Does it have **quality components**: tyres, winch, jockey wheel, LED lights?

If you answer **NO** or **NOT SURE** to any of these - you may end up frustrated, and with issues in the future.

Remember, always look for yourself and imagine the boat coming on the trailer in swell or chop... the trailer should give you confidence when you look at it.

Some trailers currently on the market simply don't meet Australian Standards and may have insurance implications, for more information visit: www.easytow.com.au

Love the boat you have but the trailer just not up to it?



Your Local Easytow Dealer is:



P.O. Box 421
104 Kyneton Road
Heathcote Vic 3523
PH. 03 5433 2461
FAX 03 5433 3488
admin@easytow.com.au
www.easytow.com.au

Products and options were correct at time of printing however are subject to change. As each trailer is custom built, the tare weights are approximate and should be discussed in more detail with your local dealer.