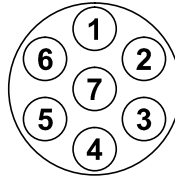


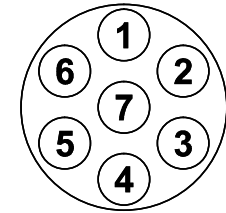
### SMALL 7 PIN ROUND

PIN	CIRCUIT	COLOUR
1	Left hand turn signal	Yellow
2	Dexter power	Black
3	Earth return	White
4	Right hand turn signal	Green
5	Service brakes	Blue
6	Stop lamps	Red
7	Rear, clearance, side marker lamps	Brown



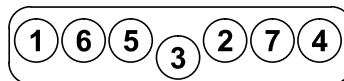
### LARGE 7 PIN ROUND

PIN	CIRCUIT	COLOUR
1	Left hand turn signal	Yellow
2	Dexter power	Black
3	Earth return	White
4	Right hand turn signal	Green
5	Service brakes	Blue
6	Stop lamps	Red
7	Rear, clearance, side marker lamps	Brown



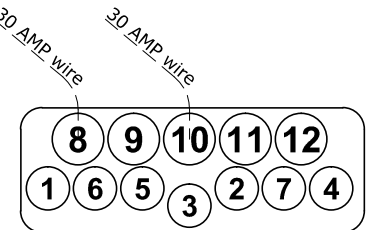
### 7 PIN FLAT

PIN	CIRCUIT	COLOUR
1	Left hand turn signal	Yellow
2	Dexter power	Black
3	Earth return	White
4	Right hand turn signal	Green
5	Service brakes	Blue
6	Stop lamps	Red
7	Rear, clearance, side marker lamps	Brown



### 12 PIN FLAT

PIN	CIRCUIT	COLOUR
1	Left hand turn signal	Yellow
2	Blank	
3	Blank	
4	Right hand turn signal	Green
5	Service brakes	Blue
6	Stop lamps	Red
7	Rear, clearance, side marker lamps	Brown
8	Dexter power 30 AMP	Black
9	Blank	
10	Earth return 30 AMP / Lighting Earth	White
11	Blank	
12	Blank	



REV	BY	DATE	DESCRIPTION
B	HOB	18/03/13	12 PIN FLAT - PIN 8 WAS PIN 9
A	HOB	14/03/13	12 PIN FLAT MODIFIED

REVISIONS



THIS DRAWING IS PROPERTY OF EASYTOW BOAT TRAILERS PTY LTD. IT MUST NOT BE COPIED OR REMOVED WITHOUT THE WRITTEN CONSENT OF THE COMPANY.

TOLERANCES UNLESS STATED  
OVERALL LENGTH  $\pm 10\text{mm}$   
LENGTH  $\pm 1\text{mm}$   
ANGLE  $\pm 1^\circ$

SCALE ---

MODEL

AUTHOR  
HOB

DATE  
06/02/13

TITLE  
**TRAILER PLUG WIRING DIAGRAM  
OVER 2000kg & DEXTER HYD BRAKE AWAY**

DWG. NUMBER

**F-0024**